



REPAIR P1 DISPOSABLE RESPIRATOR

SINGLE USE RESPIRATOR - PROTECTS AGAINST SOLID & LIQUID PARTICLES INCLUDING OIL BASED MISTS

APPLICATIONS

Mining, Construction, Iron and Steel Industries.
Protects against Soft Wood Dust, Aluminium, Gypsum, Graphite, Magnesium Oxide, Platinum, Coal and many other general hazards.

TECHNICAL SPECIFICATION

- Lightweight - 2g
- Multi layered filter medium combining electrostatic charge
- Ergonomically shaped for comfort and ease of use
- Adjustable head straps to provide individual fit
- Adjustable nose clip to ensure good seal around nose
- Colour coded for ease of identification
- Individually packed complete with instructions for use
- Conforms to the European approved standard EN149:2001+A1:2009
- Non-allergenic

EN149:2001+A1:2009 FFP1 (NR) provides a protection factor of 4 x A.P.F. (Assigned Protection Factor) and 4 x N.P.F. (Nominal Protection Factor)

USAGE

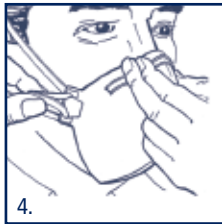
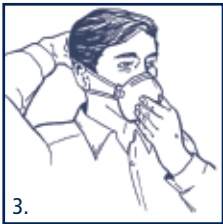
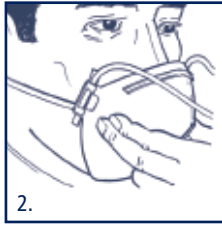
REPAIR 1 can be used in atmospheres containing particulates as defined in the current H.S.E. document EH40 to provide a level of protection of 4 x A.P.F. and 4 x N.P.F. If there is a requirement for a higher level of protection the next level is FFP2 providing a protection of 10 x A.P.F. and 12 x N.P.F. The highest level of protection available from a disposable respirator is an FFP3, which has 20 x A.P.F., and 50 x N.P.F.

UNIQUE FILTER MATERIAL

The unique filter material provides an extremely low breathing resistance, and far exceeds the performance required by EN149:2001+A1:2009.

ERGONOMICALLY DESIGNED

Allows freedom of speech, an easy fit minimising leakage providing a high level of protection and comfort plus complete compatibility with all other forms of protective equipment giving an especially clear field of vision.



FITTING INSTRUCTIONS

1. Hold the mask firmly and place the bottom headband over the head to the nape of the neck.
2. Place the mask under the chin, then over the nose, putting the top headband over the crown of the head.
3. Ensure a good fit by pulling back the side clips on to the face and adjust for comfort.
4. Ensure that the nose clip is moulded around the nose securely.

FIT CHECK

Check the fit of the mask by covering with both hands and exhale vigorously. Any leaks around the face seal must be eliminated before entering contaminated area.

INSTRUCTIONS FOR USE

1. Suitable for use against solid and liquid particulates including oil based mists.
2. This product does not protect against gases or where oxygen levels are below 17%.
3. Do not use when concentrations or contaminants are unknown or dangerous to life.
4. Leave the work area if distress or dizziness occurs.
5. Do not alter or modify the product in any way.
6. This product is intended only for single use and must not be used for more than 8 hours. Replace mask if contaminated or if breathing becomes difficult.
7. Facial hair may affect the efficiency of the product.
8. Do not use in an explosive area.
9. Ensure the product is suitable for the intended use.
10. Place/protect the product when not in use within its packaging.
11. Store within +5° C - +32° C. Store at <80% RH.

FACE FIT TEST KITS & TESTING SERVICES



Why carry out face fit testing?

Over the years, awareness to Occupational Health has greatly improved. Misuse of Respiratory Protective Equipment (RPE) has been fairly commonplace. From facial hair interfering with the seal on the face to tearing off the bottom strap of the respirator, to

burning holes in the filter, allowing the wearer to smoke through it, has been common practice.

Legislation, through the COSHH Approved Code of Practice (ACoP) has been put in place in an attempt to eliminate this abuse and improve awareness even further. This Face Fit Test Kit has been developed using the structure as laid down in HSE 282/28 Document. The Health and Safety Executive (HSE) suggest that Qualitative Face

Fit Testing should be conducted on all 'tight fitting' filtering face pieces and half mask respirators.

How we can help

A qualified member of our team can visit your premises to carry out the face fit test to ensure the complete safety of your staff. We are able to test as many pieces of equipment as you like during our visit using our face fit testing kit.

How it works

The nebuliser produces a mist measuring approximately 5 microns. If the wearer tastes the substance, the seal has been broken and the wearer must be re-tested. This is a perfectly safe process which could save someone's life.

Contact us to discuss Face Fit Testing.